



Reporting and Analytics

powered by ClientLine Enterprise

Consolidated reporting to track, analyze and monitor all payment transactions.

As the payment landscape becomes increasingly complex, it is more important than ever for merchants to have a single, global data and reporting platform to provide a consistent experience regardless of country, region and method of payment.


Save time and effort with a consolidated reporting solution that supports all payment transactions processed by Fiserv and provides a combined platform view for multi-acquirer and multi-platform processing.

How This Benefits You





Reduce fraud risk and expense with automated alerts and real-time monitoring of potential issues or areas to investigate.

Save on development costs and the need for IT resources with a simple integration with merchant reporting systems.

Gain better visibility into interchange and fees at the transaction or network level to better understand and manage acceptance costs.



Additional Features

-  Agile cloud-based architecture
-  Download/file options conducive to the client's environment
-  Single global omnichannel commerce solution
-  Customized reporting through an enhanced User Interface

Comprehensive Transaction Management

- Access and manage business-critical data through a one-stop platform
- Data sharing and data transmission solutions allows data for reconciliation to be available to the user as soon as it is available in the database
- Track and reconcile transactions through the life cycle and determine dispute outcomes

Real-Time Monitoring and Automated Alerts

- Trending for issuer, network and declines
- Alerts for abnormal activity that impacts a merchant's costs and operations
- MID/location-based alerting
- Customized lobby to quickly manage and view key metrics and processing information

More Powerful Benchmarking and Insights

- Compare your data over periods of time
- Compare your data to other similar clients' data

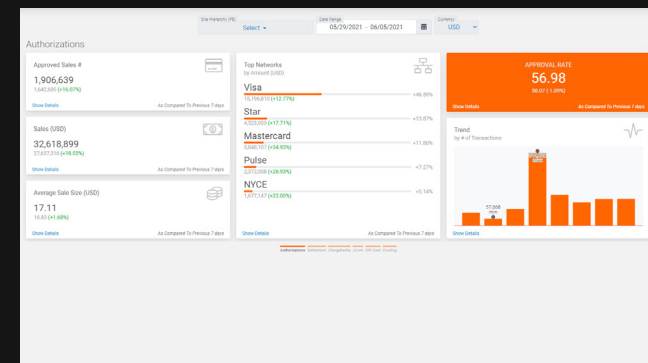
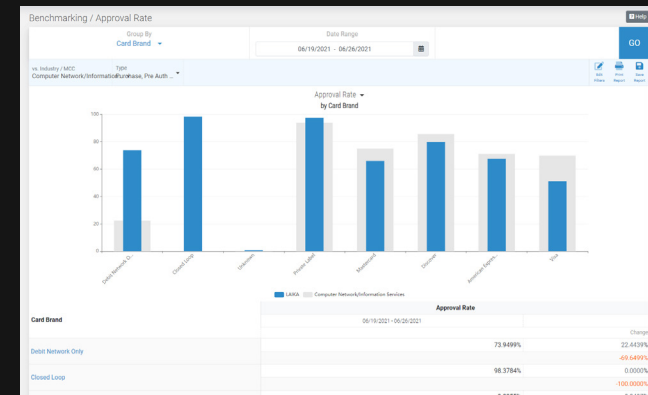
For more information, please contact your Fiserv Sales Executive or Relationship Manager.

© 2024 Fiserv, Inc. or its affiliates. All rights reserved. Fiserv is a registered trademark of Fiserv, Inc. Other products referenced in this material may be trademarks or registered trademarks of their respective companies. Terms and conditions apply.

Authorizations / Generic Analysis

Group By: Approval Status | Filter: Card Issuer | Date Range: 06/20/2021 - 06/30/2021

Approval Status	Card Issuer	# of Transactions	# of Transactions Percentage	Amount	Amount Percentage	Approval Rate	Avg. Ticket Size
Totals		193,839	100.0000%	3,934,413.75	100.0000%	69.7136%	20.43
Approved	BANK OF AMERICA, NATIONAL ASSOCIATION	14,318	7.4248%	254,239.51	6.4569%	100.0000%	17.74
Approved	Wells Fargo Bank, National Association	9,372	4.7853%	164,585.15	4.1832%	100.0000%	17.64
Approved	American Express - Issuer Bank Not Available	4,876	2.5160%	94,485.79	2.4046%	100.0000%	14.18
Declined	SUTTON BANK	5,958	3.0746%	219,707.99	5.5843%	0.0000%	36.88
Declined	Discover - Issuer Bank Not Available	5,124	2.6471%	108,772.36	2.7646%	100.0000%	21.23
Approved	CITIBANK N.A.	5,012	2.5911%	118,465.36	3.0110%	100.0000%	23.64
Approved	Capital One Bank (USA), National Association	4,728	2.4391%	112,707.43	2.8647%	100.0000%	23.84
Approved	SUTTON BANK	4,185	2.1647%	42,730.48	1.1121%	100.0000%	11.63
Approved	USAA FEDERAL SAVINGS BANK	4,057	2.1000%	44,649.77	1.1442%	100.0000%	11.04
Declined	BANK OF AMERICA, NATIONAL ASSOCIATION	4,009	2.0700%	127,612.16	3.2456%	0.0000%	31.80
Approved	JPMorgan Chase Bank N.A. - Debit	3,565	1.8401%	60,679.57	1.5421%	100.0000%	17.04
Approved	Navy Federal Credit Union	3,209	1.6590%	48,494.75	1.2327%	100.0000%	14.72
Approved	U.S. Bank National Association	3,208	1.6589%	42,485.55	1.0809%	100.0000%	13.31
Declined	Metabank	3,206	1.6579%	77,814.44	1.9805%	0.0000%	26.63
Approved	JPMorgan Chase Bank N.A.	2,587	1.3415%	114,763.27	2.9149%	100.0000%	44.56
Approved	PNC Bank, National Association	2,505	1.2920%	37,593.93	0.9555%	100.0000%	15.01
Approved	Chubb, N.A. - Chubb	2,205	1.1424%	72,225.73	1.8357%	100.0000%	32.76
Approved	FIFTH THIRD BANK, N.E.	2,025	1.0501%	32,542.13	0.8271%	100.0000%	16.07



The dashboard provides a quick overview of transaction activity for the past seven days.

Authorization data is available in real-time.

Benchmarking allows you to compare key metrics against others in your industry.

Let's get started. Connect with an expert.

